

A70a HALF PITCH BOX HEADER IDC TYPE

PITCH: 1.27mm * 1.27mm

SPECIFICATIONS

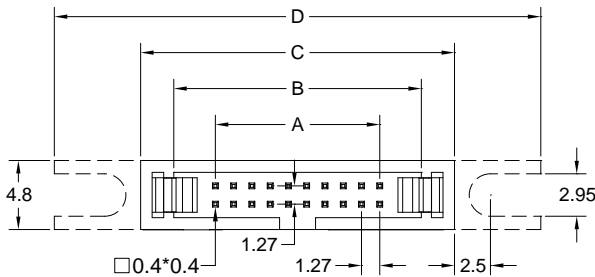
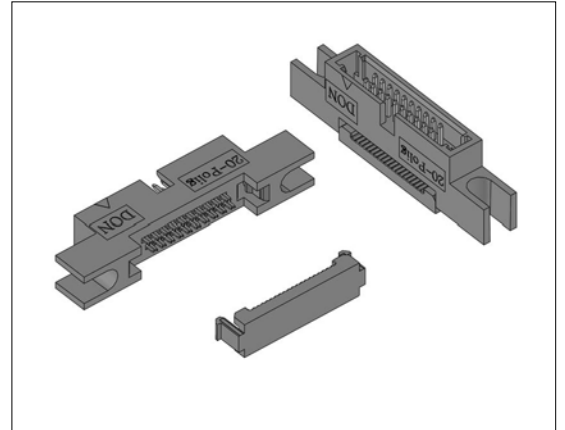
Material

Insulator : PBT, glass reinforced, rated UL 94V-0
 Contact : Phosphor Bronze


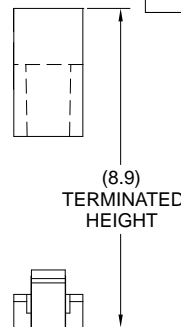
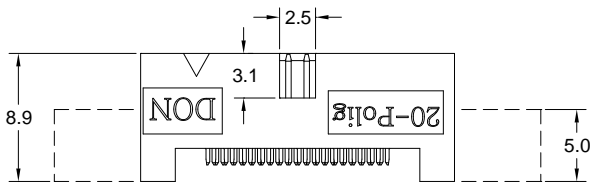
Electrical

Current Rating : 1 Amp
 Contact Resistance : 30 mΩ max.
 Insulation Resistance : 1000 MΩ min.
 Dielectric Withstanding Voltage : 250V AC for 1minute
 Operating Temperature : -40°C to +105°C

- ▶ Terminated with L03-0.635mm pitch flat ribbon cable.
- ▶ Mating Suggestion: A32,A32c,A52,B61 & B61a series.



POSITION	A	B	C	D
6	2.54	8.32	12.93	24.93
8	3.81	9.59	14.20	26.20
10	5.08	10.86	15.47	27.47
12	6.35	12.13	16.74	28.74
14	7.62	13.40	18.01	30.01
16	8.89	14.67	19.28	31.28
20	11.43	17.21	21.82	33.82
22	12.70	18.48	23.09	35.09
26	15.24	21.02	25.63	37.63
30	17.78	23.56	28.17	40.17
34	20.32	26.10	30.71	42.71
40	24.13	29.91	34.52	46.52
44	26.67	32.45	37.06	49.06
50	30.48	36.26	40.87	52.87
60	36.83	42.61	47.22	59.22
68	41.91	47.69	52.30	64.30
80	49.53	55.31	59.92	71.92



How to order: A70a- 1 - 2 - 3 - 4 - 5 - G(RoHS)

1.NO. OF CONTACT	2.CONTACT MATERIAL	3.CONTACT PLATING	4.SPECIAL FUNCTION	5.INSULATOR COLOR
06 08 10 12 14 16 16 20 22 26 30 34 40 44 50 60 68 80	B: PHOSPHOR BRONZE	T: TIN PLATED S: SELECTIVE G: GOLD FLASH A: 5u" INCH GOLD B: 10u" INCH GOLD C: 15u" INCH GOLD D: 30u" INCH GOLD	A: W MOUNTING EAR B: W/O MOUNTING EAR	1. BLACK