

A38 SHROUDED HEADER IDC TYPE

PITCH: 2.0mm * 2.0mm

SPECIFICATIONS

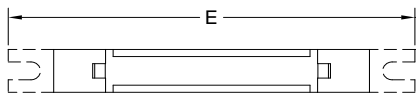
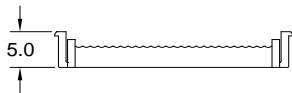
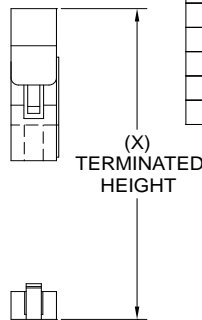
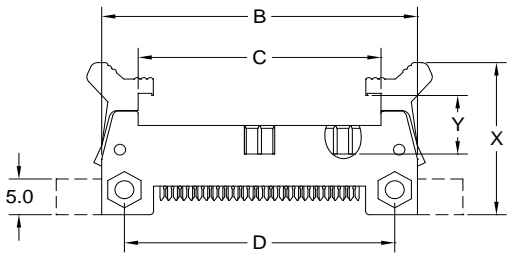
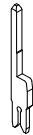
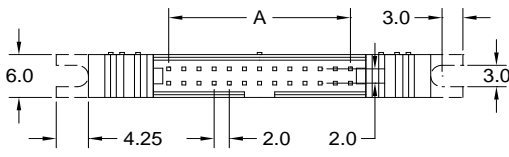

Material

Insulator : PBT, glass reinforced, rated UL 94V-0
 Contact : Phosphor Bronze

Electrical

Current Rating : 1 Amp
 Contact Resistance : 30 mΩ max.
 Insulation Resistance : 3000 MΩ min.
 Dielectric Withstanding Voltage : 500V AC for 1minute
 Operating Temperature : -40°C to +105°C

- ▶ Terminated with L02-1.00mm pitch flat ribbon cable.
- ▶ Mating Suggestion : A05, A05g & A58 series.



POSITION	A	B	C	D	E
10	8.0	25.7	16.07	19.7	37.7
12	10.0	27.7	18.07	21.7	39.7
14	12.0	29.7	20.07	23.7	41.7
16	14.0	31.7	22.07	25.7	43.7
20	18.0	35.7	26.07	29.7	47.7
22	20.0	37.7	28.07	31.7	49.7
24	22.0	39.7	30.07	33.7	51.7
26	24.0	41.7	32.07	35.7	53.7
30	28.0	45.7	36.07	39.7	57.7
34	32.0	49.7	40.07	43.7	61.7
40	38.0	55.7	46.07	49.7	67.7
44	42.0	59.7	50.07	53.7	71.7
50	48.0	65.7	56.07	59.7	77.7
68	66.0	83.7	74.07	77.7	95.7

ACCESSORIES	X	Y
LONG LATCH	24.0	11.5
SHORT LATCH	21.2	8.7

How to order: A38 - 1 - 2 - 3 - 4 - 5 - G(RoHS)

1.NO. OF CONTACT	2.CONTACT MATERIAL	3.CONTACT PLATING	4.SPECIAL FUNCTION	5.INSULATOR COLOR
10 12 14 16 20 22 24 26 30 34 40 44 50 68	B: PHOSPHOR BRONZE	T: TIN PLATED S: SELECTIVE G: GOLD FLASH A: 5u" INCH GOLD B: 10u" INCH GOLD C: 15u" INCH GOLD D: 30u" INCH GOLD	A: W LONG LATCH W EAR B: W SHORT LATCH W EAR C: W LONG LATCH W/O EAR D: W SHORT LATCH W/O EAR	2. GREY