

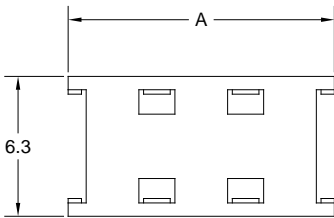

A59c PLASTIC CAP FOR A59 SINGLE ROW IDC TRANSITION PLUG

PITCH: 4.0mm

SPECIFICATIONS

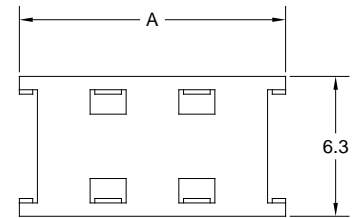
Material

Insulator : Nylon 66, glass reinforced, rated UL 94V-0



TYPE A (FEED-THRU)

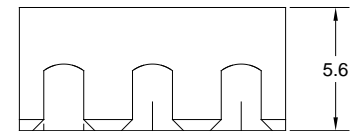
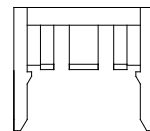
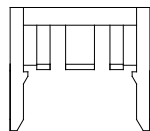
| POSITION | A | B |
|----------|-------|-------|
| 01 | 4.00 | — — |
| 02 | 8.00 | 4.00 |
| 03 | 12.00 | 8.00 |
| 04 | 16.00 | 12.00 |
| 05 | 20.00 | 16.00 |
| 06 | 24.00 | 20.00 |
| 07 | 28.00 | 24.00 |
| 08 | 32.00 | 28.00 |
| 09 | 36.00 | 32.00 |
| 10 | 40.00 | 36.00 |



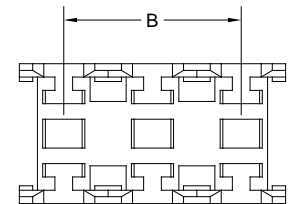
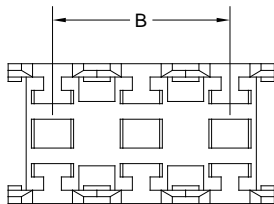
TYPE B (CLOSE END)



(a) 1.8 (for 18 & 20 AWG)
(b) 1.3 (for 22 & 24 AWG)



(a) 1.8 (for 18 & 20 AWG)
(b) 1.3 (for 22 & 24 AWG)



How to order: A59c - 1 - 2 - 3 - 4 - G(RoHS)

| 1.NO. OF CONTACT | 2. WIRE SIZE | 3. CAP TYPE | 4. INSULATOR COLOR |
|----------------------------------|----------------------------------|-------------------------------|----------------------|
| 01 02 03 04 05 06 07 08 09 10 | A: 18 & 20 AWG B: 22 & 24 AWG | A: FEED-THRU B: CLOSED END | 1. BLACK 5. WHITE |