

A40b WIRE TO BOARD CONNECTOR WITH EAR (CRIMP HOUSING)

PITCH: 2.54mm * 2.54mm

SPECIFICATIONS

Material

Insulator : PBT, glass reinforced, rated UL 94V-0

Electrical

Current Rating : 1 Amp

Contact Resistance : 30 mΩ max.

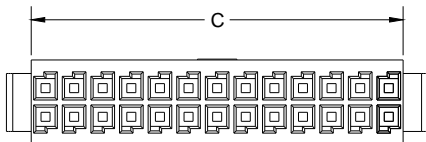
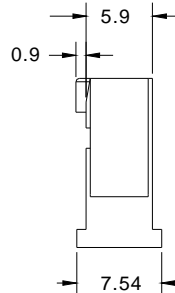
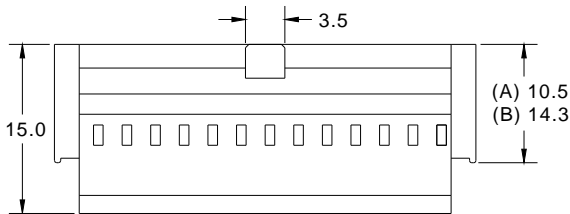
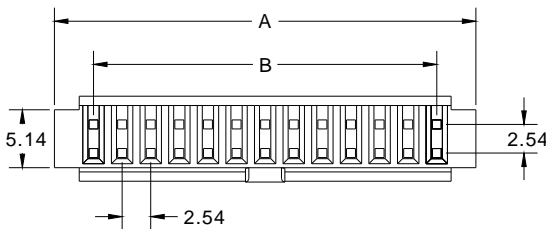
Insulation Resistance : 3000 MΩ min.

Dielectric Withstanding Voltage : 500V AC for 1minute

Operating Temperature : -40°C to +105°C

▶ Crimp Terminal Insertion: A40a series.

▶ Mating Suggestion: C01b, C01e, C01f, C02b, C02c & C89b series



POSITION	A	B	C
6	12.02	5.08	7.62
8	14.56	7.62	10.16
10	17.10	10.16	12.70
12	19.64	12.70	15.24
14	22.18	15.24	17.78
16	24.72	17.78	20.32
20	29.80	22.86	25.40
24	34.88	27.94	30.48
26	37.42	30.48	33.02
30	42.50	35.56	38.10
34	47.58	40.64	43.18
36	50.12	43.18	45.72
40	55.20	48.26	50.80
44	60.28	53.34	55.88
50	67.90	60.96	63.50
60	80.60	73.66	76.20
62	83.14	76.20	78.74
64	85.68	78.74	81.28



How to order: A40b - 1 - 2 - 3 - G(RoHS)

1.NO. OF CONTACT	2.EAR HEIGHT	3.INSULATOR COLOR
06 08 10 12 14 16 20 24 26 30 34 36 40 44 50 60 62 64	A: 10.5mm (MATE WITH SHORT LATCH HEADER) B: 14.3mm (MATE WITH LONG LATCH HEADER)	1.BLACK