

A44 BOARD-IN CRIMP TYPE CONNECTOR (CRIMP HOUSING)

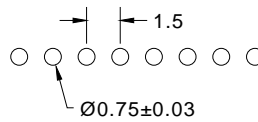
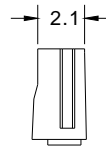
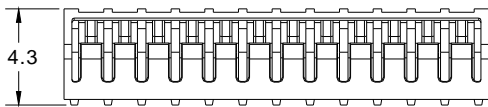
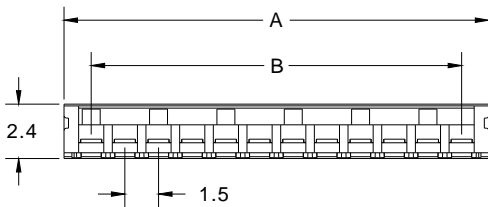

PITCH: 1.5mm

SPECIFICATIONS

Material

Insulator : Nylon 66, rated UL 94V-0

► Crimp Terminal Insertion: A44a series.



RECOMMENDED P.C.B LAYOUT

POSITION	A	B
2	3.92	1.5
3	5.42	3.0
4	6.92	4.5
5	8.42	6.0
6	9.92	7.5
7	11.42	9.0
8	12.92	10.5
9	14.42	12.0
10	15.92	13.5
11	17.42	15.0
12	18.92	16.5
13	20.42	18.0
14	21.92	19.5
15	23.42	21.0
16	24.92	22.5
17	26.42	24.0
18	27.92	25.5
19	29.42	27.0
20	30.92	28.5
21	32.42	30.0
22	33.92	31.5
23	35.42	33.0
24	36.92	34.5
25	38.42	36.0
26	39.92	37.5

How to order: A44 - 1 - 2 - G(RoHS)

1.NO. OF CONTACT	2.INSULATOR COLOR
SINGLE ROW 1*2 - 1*26	5.WHITE

