

B13a FEMALE HEADER RIGHT ANGLE

PITCH: 2.0mm & 2.0mm * 2.0mm

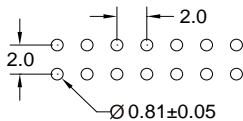
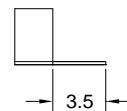
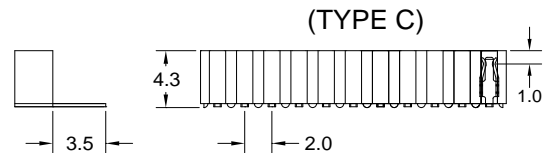
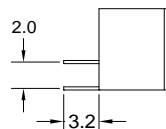
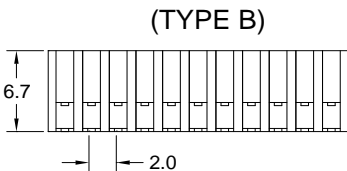
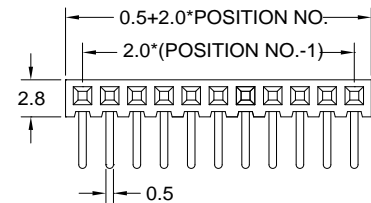
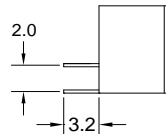
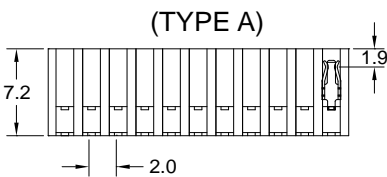
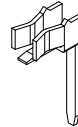
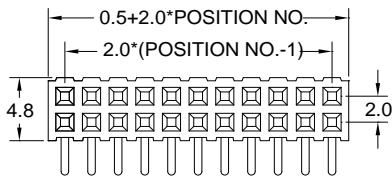
SPECIFICATIONS

Material

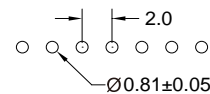
Insulator : PBT, glass reinforced, rated UL 94V-0
 Contact : Phosphor Bronze

Electrical

Current Rating : 1 Amp
 Contact Resistance : 30 mΩ max.
 Insulation Resistance : 3000 MΩ min.
 Dielectric Withstanding Voltage : 500V AC for 1minute
 Operating Temperature : -40°C to +105°C
 ► Mating Suggestion : C27, C28, C29 & C30 series.



RECOMMENDED P.C.B LAYOUT



RECOMMENDED P.C.B LAYOUT



How to order: B13a - 1 - 2 - 3 - 4 - 5 - G(RoHS)

1.NO. OF CONTACT	2.CONTACT MATERIAL	3.CONTACT PLATING	4.INSULATOR HEIGHT	5.INSULATOR COLOR
SINGLE ROW 1*2 - 1*40 DUAL ROW 2*2 - 2*40	B: PHOSPHOR BRONZE	T: TIN PLATED S: SELECTIVE G: GOLD FLASH A: 5u" INCH GOLD B: 10u" INCH GOLD C: 15u" INCH GOLD D: 30u" INCH GOLD	A: 7.2mm B: 6.7mm C: 4.3mm	1. BLACK