

B49 FEMALE HEADER SMT (H: 3.51mm)

PITCH: 2.54mm * 2.54mm

SPECIFICATIONS

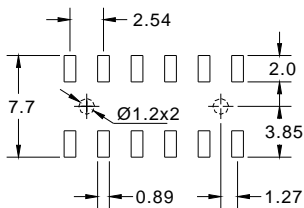
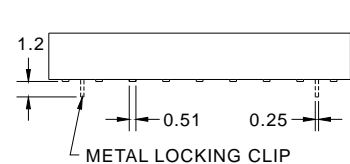
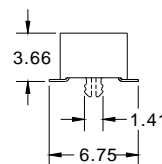
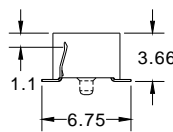
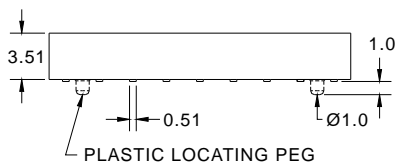
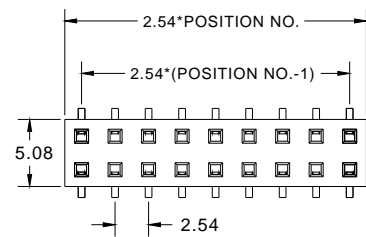
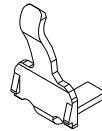
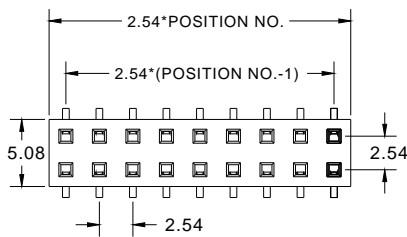

Material

Insulator : LCP, glass reinforced, rated UL 94V-0
 Contact : Phosphor Bronze

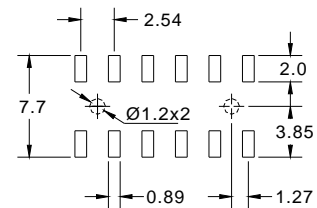
Electrical

Current Rating : 1 Amp
 Contact Resistance : 30 mΩ max.
 Insulation Resistance : 3000 MΩ min.
 Dielectric Withstanding Voltage : 500V AC for 1minute
 Operating Temperature : -40°C to +105°C

► Mating Suggestion : C17, C18, C20 & C25 series.



RECOMMENDED P.C.B LAYOUT



RECOMMENDED P.C.B LAYOUT

How to order: B49 - 1 - 2 - 3 - 4 - 5 - 6 - G(RoHS)

1.NO. OF CONTACT	2.CONTACT MATERIAL	3.CONTACT PLATING	4.SPECIAL FUNCTION	5.PACKAGING	6.INSULATOR COLOR
DUAL ROW 2*2 - 2*40	B: PHOSPHOR BRONZE	T: TIN PLATED S: SELECTIVE G: GOLD FLASH A: 5u" INCH GOLD B: 10u" INCH GOLD C: 15u" INCH GOLD D: 30u" INCH GOLD	A: WITH PLASTIC LOCATING PEG B: W/O LOCATING PEG C: WITH METAL LOCKING CLIP	A:TUBE WITH PAD B: TUBE W/O PAD C: TAPE & REEL WITH PAD	1. BLACK