

# C07c HIGH DENSITY BOX HEADER STR

**PITCH: 1.27mm \* 2.54mm**

## SPECIFICATIONS

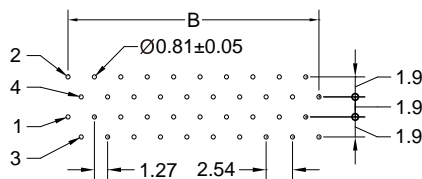
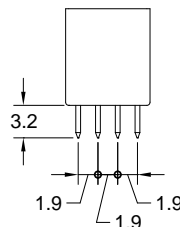
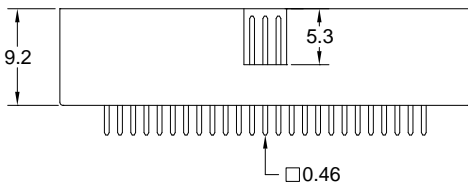
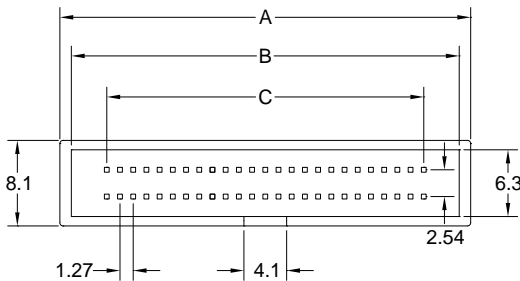

### Material

Insulator : PBT, glass reinforced, rated UL 94V-0  
 Contact : Phosphor Bronze

### Electrical

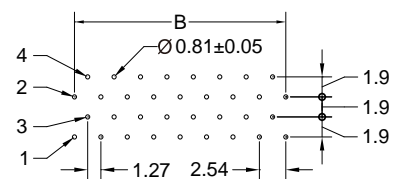
Current Rating : 1 Amp  
 Contact Resistance : 30 mΩ max.  
 Insulation Resistance : 1000 MΩ min.  
 Dielectric Withstanding Voltage : 250V AC for 1minute  
 Operating Temperature : -40°C to +105°C

► Mating Suggestion : A07a, A62 & B15b series.



P.C. BOARD LAYOUT FOR 20,40,60,68,80,100

POSITION	A	B	C
10	13.95	11.75	5.08
20	20.30	18.10	11.43
26	24.11	21.91	15.24
30	26.65	24.45	17.78
34	29.19	26.99	20.32
40	33.00	30.80	24.13
50	39.35	37.15	30.48
60	45.70	43.50	36.83
68	50.78	48.58	41.91
70	52.05	49.85	43.18
80	58.40	56.20	49.53
90	64.75	62.55	55.88
100	71.10	68.90	62.23



P.C. BOARD LAYOUT FOR 10,26,30,34,50,70,90

**How to order:** C07c - 1 - 2 - 3 - 4 - G(RoHS)

1.NO. OF CONTACT	2.CONTACT MATERIAL	3.CONTACT PLATING	4.INSULATOR COLOR
10 20 26 30 34 40 50 60 68 70 80 90 100	B: PHOSPHOR BRONZE	T: TIN PLATED S: SELECTIVE G: GOLD FLASH A: 5u" INCH GOLD B: 10u" INCH GOLD C: 15u" INCH GOLD D: 30u" INCH GOLD	1. BLACK