

# C05i BOX HEADER WITH UNDERCUT SMT

**PITCH: 2.0mm \* 2.0mm**

## SPECIFICATIONS

### Material

Insulator : LCP, glass reinforced, rated UL 94V-0

Contact : Brass

### Electrical

Current Rating : 2 Amp

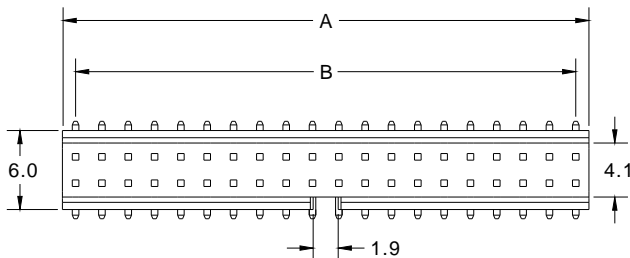

Contact Resistance : 30 mΩ max.

Insulation Resistance : 3000 MΩ min.

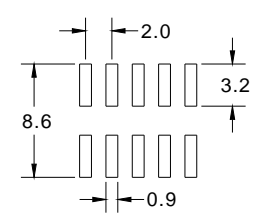
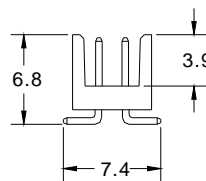
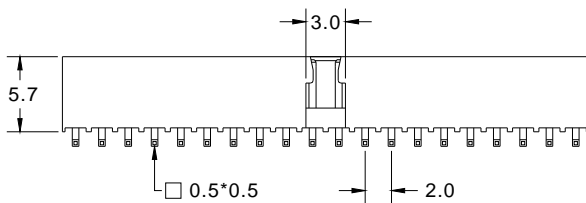
Dielectric Withstanding Voltage : 500V AC for 1minute

Operating Temperature : -40°C to +105°C

► Mating Suggestion : A05c series.



POSITION	A	B
6	6.0	4.0
8	8.0	6.0
10	10.0	8.0
12	12.0	10.0
14	14.0	12.0
16	16.0	14.0
20	20.0	18.0
22	22.0	20.0
24	24.0	22.0
26	26.0	24.0
30	30.0	28.0
34	34.0	32.0
40	40.0	38.0
44	44.0	42.0
50	50.0	48.0
68	68.0	66.0



RECOMMENDED P.C.B LAYOUT



**How to order:** C05i - 1 - 2 - 3 - 4 - 5 - G(RoHS)

1.NO. OF CONTACT	2.CONTACT MATERIAL	3.CONTACT PLATING	4.PACKAGING	5.INSULATOR COLOR
06 08 10 12 14 16 20 22 24 26 30 34 40 44 50 68	A: BRASS	T: TIN PLATED S: <b>SELECTIVE</b> G: GOLD FLASH A: 5u" INCH GOLD B: 10u" INCH GOLD C: 15u" INCH GOLD D: 30u" INCH GOLD	A: TUBE WITH PAD B: TUBE W/O PAD C: TAPE & REEL WITH PAD	1. BLACK