

# C05k SHRUNK SHROUDED HEADER SMT

**PITCH: 2.0mm \* 2.0mm**

## SPECIFICATIONS

### Material

Insulator : LCP, glass reinforced, rated UL 94V-0

Contact : Brass

### Electrical

Current Rating : 1 Amp

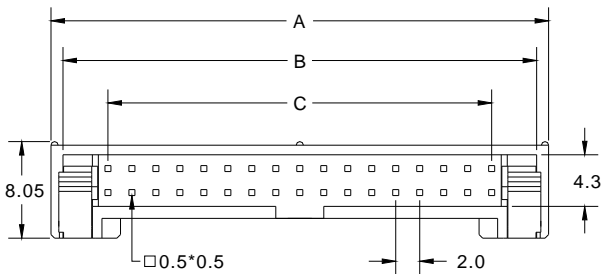

Contact Resistance : 30 mΩ max.

Insulation Resistance : 3000 MΩ min.

Dielectric Withstanding Voltage : 500V AC for 1minute

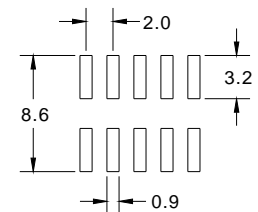
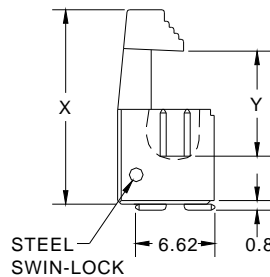
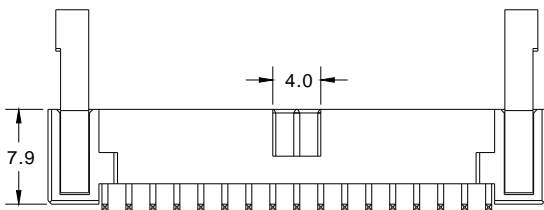
Operating Temperature : -40°C to +105°C

► Mating Suggestion : A05, A05a, A05g & A58 series.



POSITION	A	B	C
8	15.5	13.5	6.0
10	17.5	15.5	8.0
12	19.5	17.5	10.0
14	21.5	19.5	12.0
16	23.5	21.5	14.0
20	27.5	25.5	18.0
22	29.5	27.5	20.0
24	31.5	29.5	22.0
26	33.5	31.5	24.0
30	37.5	35.5	28.0
34	41.5	39.5	32.0
40	47.5	45.5	38.0
44	51.5	49.5	42.0
50	57.5	55.5	48.0
68	75.5	73.5	66.0

ACCESSORIES	X	Y
LONG LATCH	19.0	11.57
SHORT LATCH	16.2	8.75



RECOMMENDED P.C.B LAYOUT

**How to order:** C05k - 1 - 2 - 3 - 4 - 5 - 6 - G(RoHS)

1.NO. OF CONTACT	2.CONTACT MATERIAL	3.CONTACT PLATING	4.ACCESSORIES	5.PACKAGING	6.INSULATOR COLOR
08 10 12 14 16 20 22 24 26 30 34 40 44 50 68	A: BRASS	T: TIN PLATED S: <b>SELECTIVE</b> G: GOLD FLASH A: 5u" INCH GOLD B: 10u" INCH GOLD C: 15u" INCH GOLD D: 30u" INCH GOLD	A: LONG LATCH B: SHORT LATCH	A:TUBE WITH PAD B: TUBE W/O PAD C: TAPE & REEL WITH PAD	1. BLACK

