

C71 BOX HEADER WITH POLARIZATION LATCHING STR

PITCH: 2.0mm * 2.0mm

SPECIFICATIONS

Material

Insulator : LCP, glass reinforced, rated UL 94V-0

Contact : Brass

Electrical

Current Rating : 1 Amp

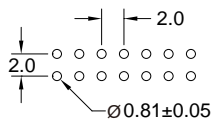

Contact Resistance : 30 mΩ max.

Insulation Resistance : 3000 MΩ min.

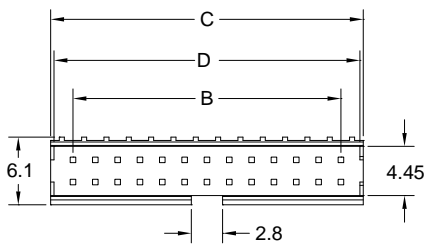
Dielectric Withstanding Voltage : 500V AC for 1minute

Operating Temperature : -40°C to +105°C

► Mating Suggestion : A05d, B43, B44 & B45 series.

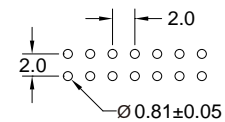


RECOMMENDED P.C.B LAYOUT

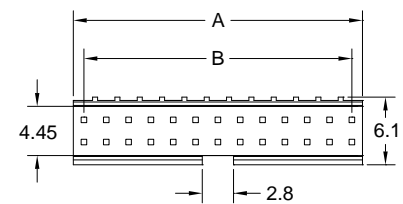


(TYPE A)

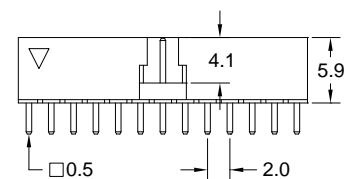
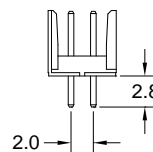
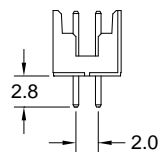
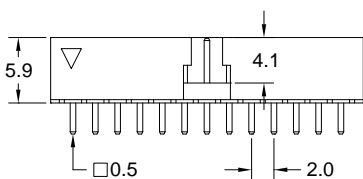
POSITION	A	B	C	D
6	5.9	4.0	8.0	7.4
8	7.9	6.0	10.0	9.4
10	9.9	8.0	12.0	11.4
12	11.9	10.0	14.0	13.4
14	13.9	12.0	16.0	15.4
16	15.9	14.0	18.0	17.4
18	17.9	16.0	20.0	19.4
20	19.9	18.0	22.0	21.4
22	21.9	20.0	24.0	23.4
24	23.9	22.0	26.0	25.4
26	25.9	24.0	28.0	27.4
28	27.9	26.0	30.0	29.4
30	29.9	28.0	32.0	31.4
34	33.9	32.0	36.0	35.4
36	35.9	34.0	38.0	37.4
40	39.9	38.0	42.0	41.4
44	43.9	42.0	46.0	45.4
48	47.9	46.0	50.0	49.4
50	49.9	48.0	52.0	51.4
60	59.9	58.0	62.0	61.4
64	63.9	62.0	66.0	65.4
68	67.9	66.0	70.0	69.4



RECOMMENDED P.C.B LAYOUT



(TYPE B)



How to order: C71 - 1 - 2 - 3 - 4 - 5 - G(RoHS)

1.NO. OF CONTACT	2.CONTACT MATERIAL	3.CONTACT PLATING	4.INSULATOR TYPE	5.INSULATOR COLOR
06 08 10 12 14 16 18 20 22 24 26 28 30 34 36 40 44 48 50 60 64 68	A: BRASS	T: TIN PLATED S: SELECTIVE G: GOLD FLASH A: 5u" INCH GOLD B: 10u" INCH GOLD C: 15u" INCH GOLD D: 30u" INCH GOLD	A: TYPE A B: TYPE B	1. BLACK