

C99 LOW PROFILE SHROUDED HEADER STR

PITCH: 2.0mm * 2.0mm

SPECIFICATIONS

Material

Insulator : LCP, glass reinforced, rated UL 94V-0

Contact : Brass

Electrical

Current Rating : 1 Amp

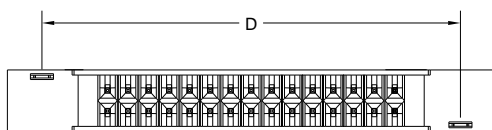
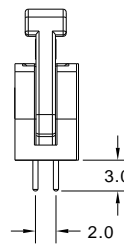
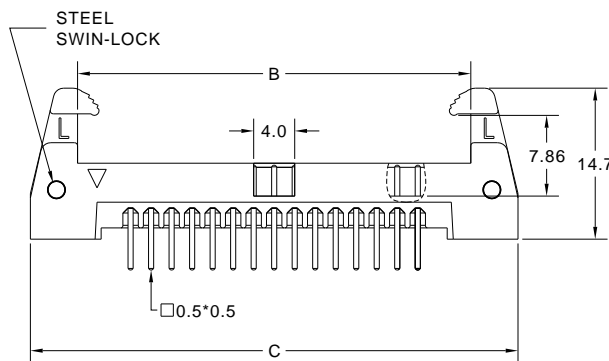
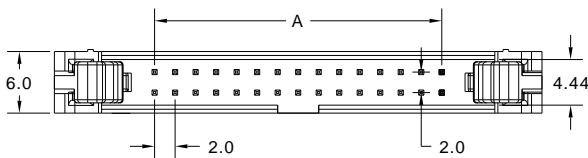
Contact Resistance : 30 mΩ max.

Insulation Resistance : 3000 MΩ min.

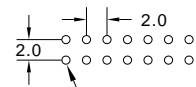
Dielectric Withstanding Voltage : 500V AC for 1minute

Operating Temperature : -40°C to +105°C

► Mating Suggestion : A05b (WITH STRAIN RELIEF TYPE)



POSITION	A	B	C	D
10	8.0	18.34	27.54	20.80
12	10.0	20.34	29.54	22.80
14	12.0	22.34	31.54	24.80
16	14.0	24.34	33.54	26.80
20	18.0	28.34	37.54	30.80
22	20.0	30.34	39.54	32.80
24	22.0	32.34	41.54	34.80
26	24.0	34.34	43.54	36.80
30	28.0	38.34	47.54	40.80
34	32.0	42.34	51.54	44.80
40	38.0	48.34	57.54	50.80
44	42.0	52.34	61.54	54.80
50	48.0	58.34	67.54	60.80



RECOMMENDED P.C.B LAYOUT

How to order: C99 - 1 - 2 - 3 - 4 - G(RoHS)

1.NO. OF CONTACT	2.CONTACT MATERIAL	3.CONTACT PLATING	4.INSULATOR COLOR
10 12 14 16 20 22 24 26 30 34 40 44 50	A: BRASS	T: TIN PLATED S: SELECTIVE G: GOLD FLASH A: 5u" INCH GOLD B: 10u" INCH GOLD C: 15u" INCH GOLD D: 30u" INCH GOLD	1. BLACK

