

C01h SHRUNK SHROUDED HEADER SMT

PITCH: 2.54mm * 2.54mm

SPECIFICATIONS

Material

Insulator : LCP, glass reinforced, rated UL 94V-0

Contact : Brass

Electrical

Current Rating : 2 Amp

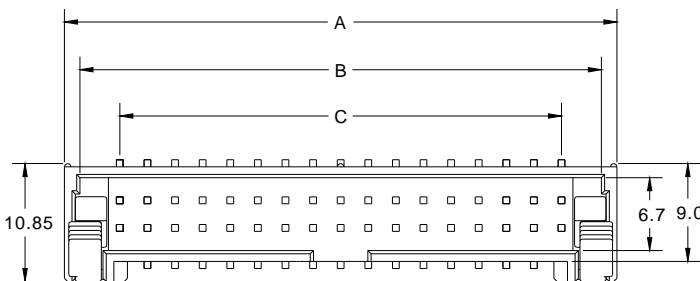

Contact Resistance : 30 mΩ max.

Insulation Resistance : 3000 MΩ min.

Dielectric Withstanding Voltage : 500V AC for 1minute

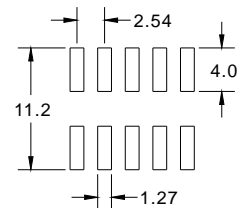
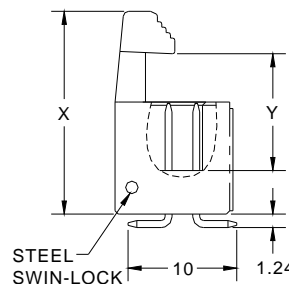
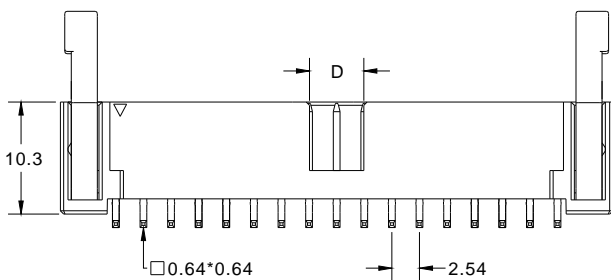
Operating Temperature : -40°C to +105°C

► Mating Suggestion : A01, A03a & A35 series.



POSITION	A	B	C	D
6	15.28	12.42	5.08	2.30
8	17.82	14.96	7.62	2.30
10	20.36	17.50	10.16	5.00
12	22.90	20.04	12.70	5.00
14	25.44	22.58	15.24	5.00
16	27.98	25.12	17.78	5.00
20	33.06	30.20	22.86	5.00
24	38.14	35.28	27.94	5.00
26	40.68	37.82	30.48	5.00
30	45.76	42.90	35.56	5.00
34	50.84	47.98	40.64	5.00
40	58.46	55.60	48.26	5.00
50	71.16	68.30	60.96	5.00
60	83.86	81.00	73.66	5.00
64	88.94	86.08	78.74	5.00

ACCESSORIES	X	Y
LONG LATCH	22.1	14.6
SHORT LATCH	18.7	10.6



RECOMMENDED P.C.B LAYOUT

How to order: C01h - 1 - 2 - 3 - 4 - 5 - 6 - G(RoHS)

1.NO. OF CONTACT	2.CONTACT MATERIAL	3.CONTACT PLATING	4.ACCESSORIES	5.PACKAGING	6.INSULATOR COLOR
06 08 10 12 14 16 20 24 26 30 34 40 50 60 64	A: BRASS	T: TIN PLATED S: SELECTIVE G: GOLD FLASH A: 5u" INCH GOLD B: 10u" INCH GOLD C: 15u" INCH GOLD D: 30u" INCH GOLD	A: LONG LATCH B: SHORT LATCH	A:TUBE WITH PAD B: TUBE W/O PAD C: TAPE & REEL WITH PAD	1. BLACK