

# C04c BOX HEADER R/A

**PITCH: 2.54mm \* 2.54mm**

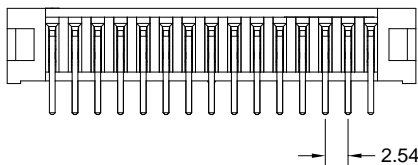
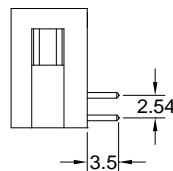
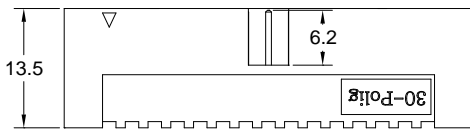
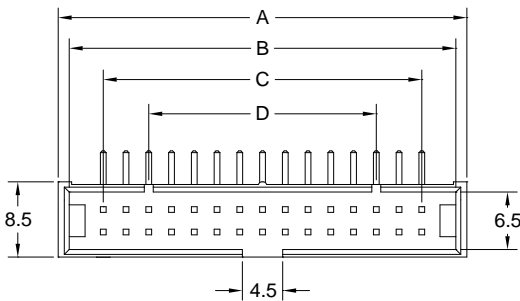
## SPECIFICATIONS

### Material

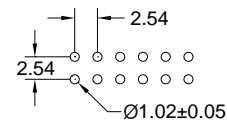
Insulator : PBT, glass reinforced, rated UL 94V-0  
 Contact : Brass

### Electrical

Current Rating : 2 Amp  
 Contact Resistance : 30 mΩ max.  
 Insulation Resistance : 3000 MΩ min.  
 Dielectric Withstanding Voltage : 500V AC for 1minute  
 Operating Temperature : -40°C to +105°C  
 ► Mating Suggestion : A01, A01a, A03a & A35 series.



POSITION	A	B	C	D
6	15.14	12.68	5.08	---
8	17.68	15.22	7.62	---
10	20.22	17.76	10.16	---
12	22.76	20.30	12.70	---
14	25.30	22.84	15.24	---
16	27.84	25.38	17.78	---
20	32.92	30.46	22.86	---
24	38.00	35.54	27.94	---
26	40.54	38.08	30.48	---
30	45.62	43.16	35.56	25.40
34	50.70	48.24	40.64	30.48
36	53.24	50.78	43.18	33.02
40	58.32	55.86	48.26	38.10
44	63.40	60.94	53.34	43.18
50	71.02	68.56	60.96	50.80
60	83.72	81.26	73.66	63.50
64	88.80	86.34	78.74	68.58



RECOMMENDED P.C.B LAYOUT

**How to order:** C04c - 1 - 2 - 3 - 4 - G(RoHS)

1.NO. OF CONTACT	2.CONTACT MATERIAL	3.CONTACT PLATING	4.INSULATOR COLOR
06 08 10 12 14 16 20 24 26 30 34 36 40 44 50 60 64	A: BRASS	T: TIN PLATED S: SELECTIVE G: GOLD FLASH A: 5u" INCH GOLD B: 10u" INCH GOLD C: 15u" INCH GOLD D: 30u" INCH GOLD	1. BLACK 2. GREY