

C69 SINGLE ROW BOX HEADER STR

PITCH: 2.54mm

SPECIFICATIONS

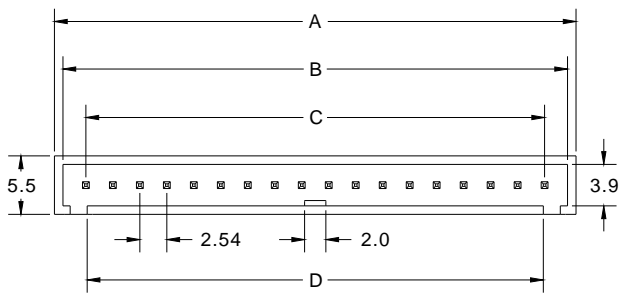
Material

Insulator : PBT, glass reinforced, rated UL 94V-0
Contact : Brass

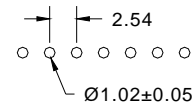
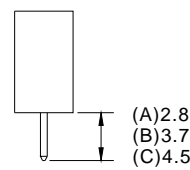
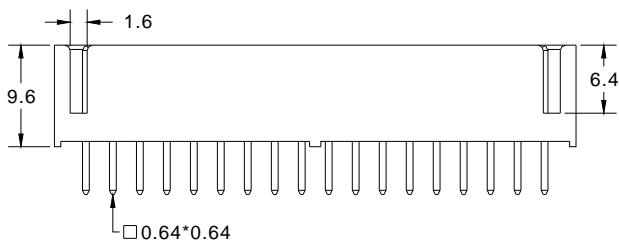
Electrical

Current Rating : 2 Amp
Contact Resistance : 30 mΩ max.
Insulation Resistance : 3000 MΩ min.
Dielectric Withstanding Voltage : 500V AC for 1minute
Operating Temperature : -40°C to +105°C

► Mating Suggestion : A04d, B41 & B42 series.



POSITION	A	B	C	D
4	13.54	11.94	7.62	7.38
5	16.08	14.48	10.16	9.92
6	18.62	17.02	12.07	12.46
7	21.16	19.56	15.24	15.00
8	23.70	22.10	17.78	17.54
9	26.24	24.64	20.32	20.08
10	28.78	27.18	22.86	22.62
11	31.32	29.72	25.40	25.16
12	33.86	32.26	27.94	27.70
13	36.40	34.80	30.48	30.24
14	38.94	37.34	33.02	32.78
15	41.48	39.88	35.56	35.32
16	44.02	42.42	38.10	37.86
17	46.56	44.96	40.64	40.40
18	49.10	47.50	43.18	42.94
19	51.64	50.04	45.72	45.48
20	54.18	52.58	48.26	48.02
21	56.72	55.12	50.80	50.56
22	59.26	57.66	53.34	53.10
23	61.80	60.20	55.88	55.64
24	64.34	62.74	58.42	58.18



RECOMMENDED P.C.B LAYOUT

How to order: C69 - 1 - 2 - 3 - 4 - 5 - G(RoHS)

1.NO. OF CONTACT	2.CONTACT MATERIAL	3.CONTACT PLATING	4.PIN LENGTH	5.INSULATOR COLOR
04 05 06 07 08 09 10 11 12 13 14 15 16 17 18 19 20 21 22 23 24	A: BRASS	T: TIN PLATED S: SELECTIVE G: GOLD FLASH A: 5u" INCH GOLD B: 10u" INCH GOLD C: 15u" INCH GOLD D: 30u" INCH GOLD	A: 2.8mm B: 3.7mm C: 4.5mm	2. GREY