

C81 BOX HEADER WITH SIMPLIFIED LATCH STR

PITCH: 2.54mm * 2.54mm

SPECIFICATIONS

Material

Insulator : Nylon 66, glass reinforced, rated UL 94V-0

Contact : Brass

Electrical

Current Rating : 2 Amp

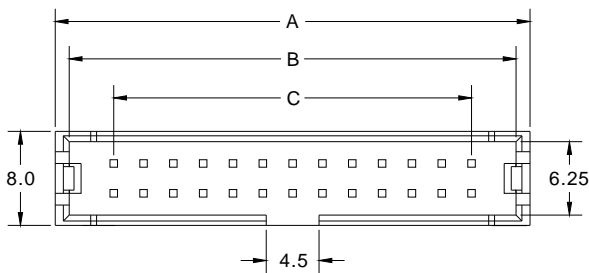

Contact Resistance : 30 mΩ max.

Insulation Resistance : 3000 MΩ min.

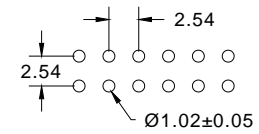
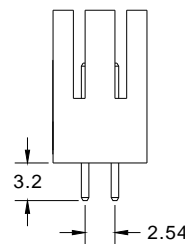
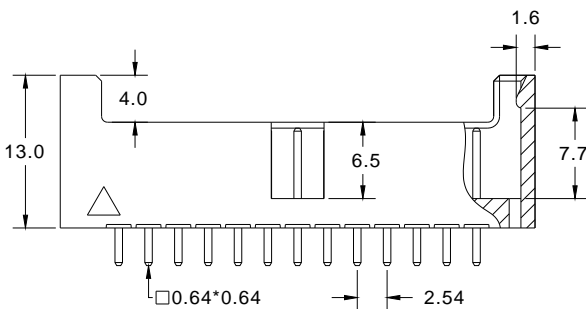
Dielectric Withstanding Voltage : 500V AC for 1minute

Operating Temperature : -40°C to +105°C

► Mating Suggestion : A01, A03a & A35 series.



POSITION	A	B	C
6	15.04	12.66	5.08
8	17.58	15.20	7.62
10	20.12	17.74	10.16
12	22.66	20.28	12.70
14	25.20	22.82	15.24
16	27.74	25.36	17.78
20	32.82	30.44	22.86
24	37.90	35.52	27.94
26	40.44	38.06	30.48
30	45.52	43.14	35.56
34	50.60	48.22	40.64
40	58.22	55.84	48.26
44	63.30	60.92	53.34
50	70.92	68.54	60.96
60	83.62	81.24	73.66
64	88.70	86.32	78.74



RECOMMENDED P.C.B LAYOUT

How to order: C81 - 1 - 2 - 3 - 4 - G(RoHS)

1.NO. OF CONTACT	2.CONTACT MATERIAL	3.CONTACT PLATING	4.INSULATOR COLOR
06 08 10 12 14 16 20 24 26 30 34 40 44 50 60 64	A: BRASS	T: TIN PLATED S: SELECTIVE G: GOLD FLASH A: 5u" INCH GOLD B: 10u" INCH GOLD C: 15u" INCH GOLD D: 30u" INCH GOLD	1. BLACK