

# C87b SHROUDED HEADER SMT

**PITCH: 2.54mm \* 2.54mm**

## SPECIFICATIONS

### Material

Insulator : LCP, glass reinforced, rated UL 94V-0

Contact : Brass

### Electrical

Current Rating : 2 Amp

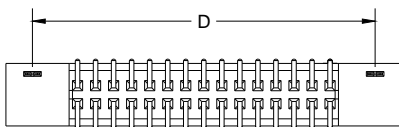
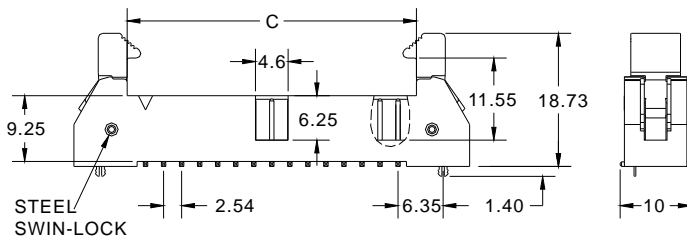
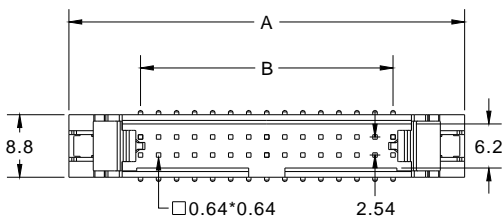
Contact Resistance : 30 mΩ max.

Insulation Resistance : 3000 MΩ min.

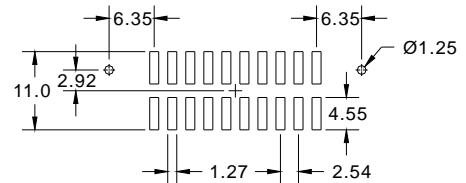
Dielectric Withstanding Voltage : 500V AC for 1minute

Operating Temperature : -40°C to +105°C

► Mating Suggestion: A01c series.



POSITION	A	B	C	D
6	25.25	5.08	10.26	17.78
8	27.79	7.62	12.80	20.32
10	30.33	10.16	15.34	22.86
12	32.87	12.70	17.88	25.40
14	35.41	15.24	20.42	27.94
16	37.95	17.78	22.96	30.48
20	43.03	22.86	28.04	35.56
24	48.11	27.94	33.12	40.64
26	50.65	30.48	35.66	43.18
30	55.73	35.56	40.74	48.26
34	60.81	40.64	45.82	53.34
40	68.43	48.26	53.44	60.96
50	81.13	60.96	66.14	73.66
60	93.83	73.66	78.84	86.36
64	98.91	78.74	83.92	91.44



RECOMMENDED P.C.B LAYOUT

**How to order:** C87b - 1 - 2 - 3 - 4 - 5 - 6 - G(RoHS)

1.NO. OF CONTACT	2.CONTACT MATERIAL	3.CONTACT PLATING	4. LOCATING PEG	5.PACKAGING	6.INSULATOR COLOR
06 08 10 12 14 16 20 24 26 30 34 40 44 50 60 64	A: BRASS	T: TIN PLATED S: SELECTIVE G: GOLD FLASH A: 5u" INCH GOLD B: 10u" INCH GOLD C: 15u" INCH GOLD D: 30u" INCH GOLD	A: WITH LOCKING CLIP B: W/O LOCKING CLIP	A: TUBE WITH PAD B: TUBE W/O PAD C: TAPE & REEL WITH PAD	1. BLACK