

C101a FINE PITCH BOX HEADER WITH LOCKING FUNCTION R/A

PITCH: 1.27mm * 2.54mm

SPECIFICATIONS

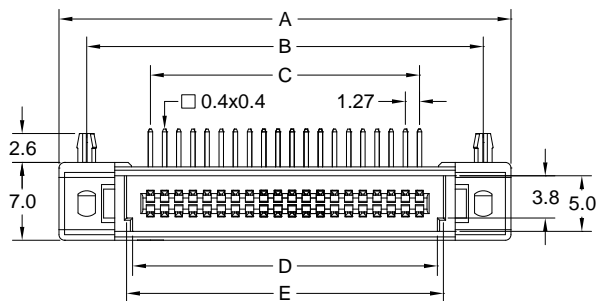

Material

Insulator : PBT, glass reinforced, rated UL 94V-0
 Contact : Phosphor Bronze

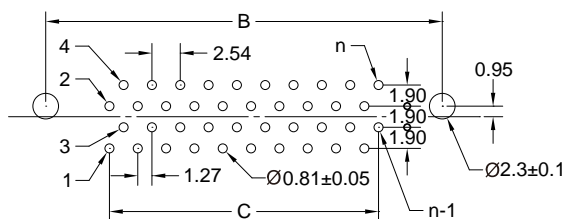
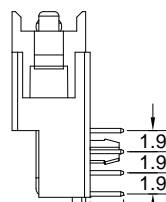
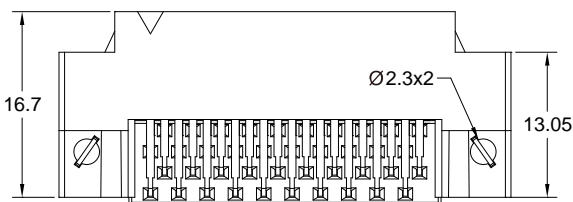
Electrical

Current Rating : 1 Amp
 Contact Resistance : 30 mΩ max.
 Insulation Resistance : 1000 MΩ min.
 Dielectric Withstanding Voltage : 250V AC for 1minute
 Operating Temperature : -40°C to +105°C

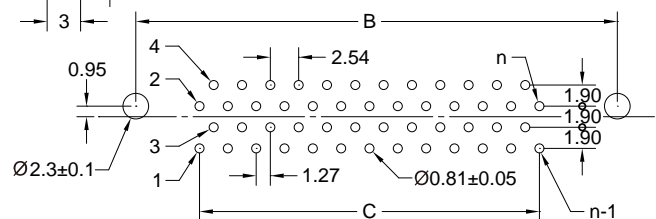
► Mating Suggestion : A71 series.



POSITION	A	B	C	D	E
10	21.48	16.51	5.08	8.28	9.36
14	24.02	19.05	7.62	10.82	11.90
16	25.29	20.32	8.89	12.09	13.17
20	27.83	22.86	11.43	14.63	15.71
26	31.64	26.67	15.24	18.44	19.52
30	34.18	29.21	17.78	20.98	22.06
32	35.45	30.48	19.05	22.25	23.33
34	36.72	31.75	20.32	23.52	24.60
40	40.53	35.56	24.13	27.33	28.41
50	46.88	41.91	30.48	33.68	34.76
60	53.23	48.26	36.83	40.03	41.11
68	58.31	53.34	41.91	45.11	46.19
80	65.93	60.96	49.53	52.73	53.81
100	78.63	73.66	62.23	65.43	66.51



P.C. BOARD LAYOUT FOR 16,20,32,40,60,68,80,100



P.C. BOARD LAYOUT FOR 10,14,26,30,34,50

How to order: C101a - 1 - 2 - 3 - 4 - 5 - G(RoHS)

1.NO. OF CONTACT	2.CONTACT MATERIAL	3.CONTACT PLATING	4.SPECIAL FUNCTION	5.INSULATOR COLOR
10 14 16 20 26 30 32 34 40 50 60 68 80 100	B: PHOSPHOR BRONZE	T: TIN PLATED S: SELECTIVE G: GOLD FLASH A: 5u" INCH GOLD B: 10u" INCH GOLD C: 15u" INCH GOLD D: 30u" INCH GOLD	A: WITH LOCKING CLIP B: W/O LOCKING CLIP	1. BLACK