

C95 BOX HEADER WITH GUIDE EAR R/A

PITCH: 2.54mm * 2.54mm

SPECIFICATIONS

Material

Insulator : LCP, glass reinforced, rated UL 94V-0

Contact : Brass

Electrical

Current Rating : 2 Amp

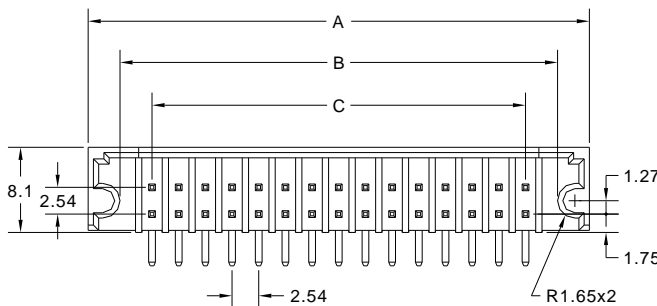
Contact Resistance : 30 mΩ max.

Insulation Resistance : 3000 MΩ min.

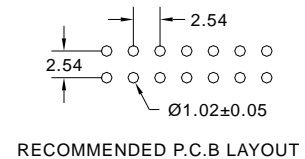
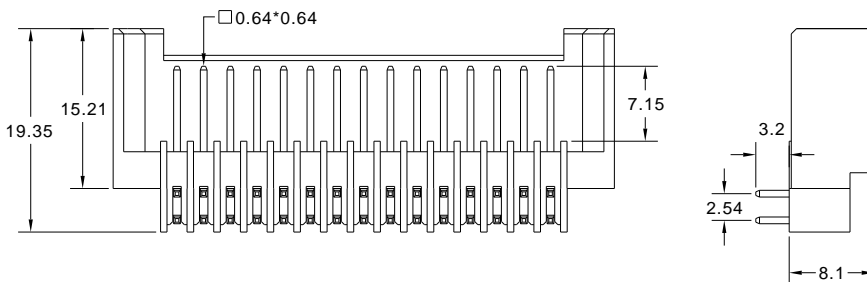
Dielectric Withstanding Voltage : 500V AC for 1minute

Operating Temperature : -40°C to +105°C

► Mating Suggestion : B30a & B30b series.



POSITION	A	B	C
6	17.24	11.18	5.08
8	19.78	13.72	7.62
10	22.32	16.26	10.16
12	24.86	18.80	12.70
14	27.40	21.34	15.24
16	29.94	23.88	17.78
20	35.02	28.96	22.86
24	40.10	34.04	27.94
26	42.64	36.58	30.48
30	47.72	41.66	35.56
34	52.80	46.74	40.64
36	55.34	49.28	43.18
40	60.42	54.36	48.26
44	65.50	59.44	53.34
50	73.12	67.06	60.96
56	80.74	74.68	68.58
60	85.82	79.76	73.66
62	88.36	82.30	76.20
64	90.90	84.84	78.74
80	111.22	105.16	99.06
100	136.62	130.56	124.46



How to order: C95 - 1 - 2 - 3 - 4 - G(RoHS)

1.NO. OF CONTACT	2.CONTACT MATERIAL	3.CONTACT PLATING	4.INSULATOR COLOR
06 08 10 12 14 16 20 24 26 30 34 36 40 44 50 56 60 62 64 80 100	A: BRASS	T: TIN PLATED S: SELECTIVE G: GOLD FLASH A: 5u" INCH GOLD B: 10u" INCH GOLD C: 15u" INCH GOLD D: 30u" INCH GOLD	1. BLACK